



Schwab One® Account of
**IRVINE VALLEY COLLEGE
 FOUNDATION "ENDOWMENT"**

Account Number
1154-9098

Statement Period
November 1-30, 2017

Need help reading this statement?
 Visit www.schwab.com/StatementGuide for more information.

Market Monitor

Rates	Yield
Schwab Govt MMF ^f	0.49%


IRVINE VALLEY COLLEGE
 FOUNDATION "ENDOWMENT"
 28000 MARGUERITE PARKWAY
 MISSION VIEJO CA 92692-3635

Your Independent Investment Manager and/or Advisor



The custodian of your brokerage account is: Charles Schwab & Co., Inc.
 This report is provided by Schwab. Except as noted in the terms and conditions, your Investment Manager and/or Advisor is independently owned and operated and not an affiliate with Schwab. For questions about this statement, or if there is a change in your financial situation, investment objectives, or risk profile, please contact your Independent Investment Manager and/or Advisor.

Table of Contents	Page
Terms and Conditions.....	2
Change in Account Value.....	4
Asset Composition.....	4
Gain or (Loss) Summary.....	4
Income Summary.....	5
Cash Transactions Summary.....	5
Investment Detail.....	5
Realized Gain or (Loss).....	8
Transaction Detail.....	9
Money Market Fund (Sweep) Detail.....	12
Endnotes For Your Account.....	12



Your Independent Investment Advisor is not affiliated with or an agent of Schwab and Schwab does not supervise or endorse your Advisor.



Terms and Conditions

This Account statement is furnished solely by Charles Schwab & Co., Inc. ("Schwab") for your Account at Schwab ("Account"). Schwab Institutional is a division of Charles Schwab & Co., Inc., and provides back office brokerage and related services to investment advisors and retirement plan providers. Unless otherwise defined herein, capitalized terms have the same meanings as in your Account Agreement. Schwab is a registered broker-dealer and, except in the case of an affiliated company that may act as the investment advisor for the Sweep Funds, Windhaven Investment Management, Inc. ("Windhaven@"), or ThomasPartners, Inc. ("TPI"), Charles Schwab Investment Advisory, Inc. ("CSIA") and Schwab Wealth Investment Advisory, Inc. ("SWIA") is not affiliated with your Investment Advisor whose name appears on this statement ("Advisors"). Advisors are independently owned and operated. Schwab neither endorses nor recommends any particular Advisor or its investment strategy and has no responsibility to monitor trading by any Advisor in your Account. Schwab has not verified any statement accompanying any Advisor's logo appearing on this statement. Advisors provide investment advisory services for your Account. Schwab provides brokerage and custody services for your Account. Schwab has agreements with Advisors under which Schwab provides Advisors with institutional trading, custody and related services, and products. Not all of these products and services may benefit your Account, and Schwab may provide them to Advisors on the Advisor's commitment to place a certain amount of its clients' assets in brokerage accounts at Schwab within a certain period of time. This commitment could influence an Advisor's recommendation or requirement that its clients establish brokerage accounts at Schwab.

GENERAL INFORMATION AND KEY TERMS:

If you receive any other communication from any source other than Schwab which purports to represent your holdings at Schwab (including balances held at a Depository Institution) you should verify its content with this statement.

AIP (Automatic Investment Plan) Customers: Schwab receives remuneration in connection with certain transactions effected through Schwab. If you participate in a systematic investment program through Schwab, the additional information normally detailed on a trade confirmation will be provided upon request.

Average Daily Balance: Average daily composite of all cash balances that earn interest and all loans from Schwab that are charged interest.

Bank Sweep Feature: Schwab acts as your agent and custodian in establishing and maintaining your Bank Sweep feature as a Schwab Cash feature for your brokerage account. Deposit accounts held through the Bank Sweep feature constitute direct obligations of Charles Schwab Bank and are not obligations of Schwab. Bank deposit accounts are insured by the FDIC within applicable limits. The balance in the bank deposit accounts can be withdrawn on your order and the proceeds returned to your securities account or remitted to you as provided in your Account Agreement. For information on FDIC insurance and its limits, as well as other important disclosures about the Bank Sweep feature, please refer to the Cash Features Disclosure Statement.

Cash: Any Free Credit Balance owed by us to you payable upon demand which, although accounted for on our books of record, is not

segregated and may be used in the conduct of this firm's business. **Current Yield:** Annual dividend paid on an equity divided by the current market price.

Dividend Reinvestment Customers: Dividend reinvestment transactions were effected by Schwab acting as a principal for its own account, except for the reinvestment of Schwab dividends, for which an independent broker-dealer acted as the buying agent. Further information on these transactions will be furnished upon written request.

Estimated Annual Income: Estimated annual income is derived from information provided by outside parties. Schwab cannot guarantee the accuracy of such information. Since the interest and dividends are subject to change at any time, they should not be relied upon exclusively for making investment decisions.

Fees and Charges: For those fees described in the statement as "Fee to Advisor", as authorized by you, Schwab debited your Account to pay the fees as instructed by your Advisor. It is your responsibility, and not Schwab's, to verify the accuracy of the fees. Margin interest charged to your Account during the statement period is included in this section of the statement.

Interest: For the Schwab One Interest feature, and the Bank Sweep feature, interest is paid for a period that differs from the Statement Period. Balances include interest paid as indicated on your statement by Schwab, or Charles Schwab Bank. These balances do not include interest that may have accrued during the Statement Period after interest is paid. The interest paid may include interest that accrued in the prior Statement Period. For the Schwab One Interest feature, interest accrues daily from the second-to-last business day of the prior month and is posted on the second-to-last business day of the current month. For the Bank Sweep feature, interest accrues daily from the 16th day of the prior month and is credited/posted on the first business day after the 15th of the current month. If, on any given day, the interest that Schwab calculates for the Free Credit Balances in the Schwab One Interest feature in your brokerage account is less than \$.005, you will not accrue any interest on that day. For balances held at Charles Schwab Bank in the Bank Sweep feature, interest will accrue even if the amount is less than \$.005.

Margin Account Customers: This is a combined statement of your margin account and special memorandum account maintained for you under Section 220.5 of Regulation T issued by the Board of Governors of the Federal Reserve System. The permanent record of the separate account as required by Regulation T is available for your inspection. Securities purchased on margin are Schwab's collateral for the loan to you. It is important that you fully understand the risks involved in trading securities on margin. These risks include:

- You can lose more funds than you deposit in the margin account.
- Schwab can force the sale of securities or other assets in any of your account(s) to maintain the required account equity without contacting you.
- You are not entitled to choose which assets are liquidated nor are you entitled to an extension of time on a margin call.
- Schwab can increase its "house" maintenance margin requirements at any time without advance written notice to you.

Market Price: The most recent price evaluation available to Schwab on the last business day of the report period, normally the last trade

price or bid as of market close. Unpriced securities denote that no market evaluation update is currently available. Price evaluations are obtained from outside parties. Schwab shall have no responsibility for the accuracy or timeliness of any such valuations. Pricing of assets not held at Schwab is for informational purposes only. Some securities, especially thinly traded equities in the OTC market or foreign markets, may not report the most current price and are indicated as Stale Priced. For Limited Partnerships and Real Estate Investment Trust (REIT) securities, you may see that the value reflected on your monthly account statement for this security is unpriced. NASD rules require that certain Limited Partnerships (direct participation programs) and Real Estate Investment Trust (REIT) securities, that have not been priced within 18 months, must show as unpriced on customer statements. Note that these securities are generally illiquid, the value of the securities will be different than its purchase price, and, if applicable, that accurate valuation information may not be available.

Market Value: The Market Value is computed by multiplying the Market Price by the Quantity of Shares. This is the dollar value of your present holdings in your specified Schwab Account or a summary of the Market Value summed over multiple accounts.

Non-Publicly Traded Securities: All assets shown on this statement, other than certain direct investments which may be held by a third party, are held in your Account. Values of certain Non-Publicly Traded Securities may be furnished by a third party as provided by Schwab's Account Agreement. Schwab shall have no responsibility for the accuracy or timeliness of such valuations. The Securities Investor Protection Corporation (SIPC) does not cover many limited partnership interests.

Option Customers: Be aware of the following: 1) Commissions and other charges related to the execution of option transactions have been included in confirmations of such transactions previously furnished to you and will be made available promptly upon request 2) You should advise us promptly of any material changes in your investment objectives or financial situation 3) Exercise assignment notices for the option contracts are allocated among customer short positions pursuant to an automated procedure which randomly selects from among all customer short option positions those contracts which are subject to exercise, including positions established on the day of assignment 4) Realized gain/loss of underlying securities is adjusted to reflect the premiums of assigned or exercised options. Please consult your tax advisor or IRS publication 550, Investment Income and Expenses, for additional information on Options.

Schwab Sweep Money Funds: Includes the primary money market funds into which Free Credit Balances may be automatically invested pursuant to your Account Agreement. Schwab or an affiliate acts and receives compensation as the Investment Advisor, Transfer Agent, Shareholder Service Agent and Distributor for the Schwab Sweep Money Funds. The amount of such compensation is disclosed in the prospectus. The yield information for Schwab Sweep Money Funds is the current 7-day yield as of the statement period. Yields vary. If on any given day, the accrued daily dividend for your selected sweep money fund as calculated for your account is less than 1/2 of 1 cent (\$.005), your account will not earn a dividend for that day. In addition, if you do not accrue at least 1 daily dividend of \$0.01 during



Schwab One® Account of
IRVINE VALLEY COLLEGE
FOUNDATION "ENDOWMENT"

Account Number
1154-9098

Statement Period
November 1-30, 2017

Terms and Conditions (continued)

a pay period, you will not receive a money market dividend for that period. Schwab and the Schwab Sweep Money Funds investment advisor may be voluntarily reducing a portion of a Schwab Sweep Money Fund's expenses. Without these reductions, yields would have been lower. The shares of the money market mutual fund can be liquidated on your order and the proceeds returned to your securities account or remitted to you as provided in your Account Agreement and the applicable prospectus.

Securities Products and Services: Securities products and services are offered by Charles Schwab & Co., Inc., Member SIPC. Securities products and services, including unswept intraday funds and net credit balances held in brokerage accounts are not guaranteed deposits or obligations of Charles Schwab Bank, and are subject to investment risk, are not FDIC insured, may lose value, and are not bank guaranteed. SIPC does not cover balances held at Charles Schwab Bank in the Bank Sweep feature.

Short Positions: Securities sold short will be identified through an "S" in Investment Detail. The market value of these securities will be expressed as a debit and be netted against any long positions in Total Account Value.

Yield to Maturity: This is the actual average annual return on a note if held to maturity.

Gain (or Loss): Unrealized Gain or (Loss) and Realized Gain or (Loss) sections ("Gain/Loss Section(s)") contain a gain or a loss summary of your Account. This information has been provided on this statement at the request of your Advisor. This information is not a solicitation or a recommendation to buy or sell. It may, however, be helpful for investment and tax planning strategies. **Schwab does not provide tax advice and encourages you to consult with your tax professional. Please view the Cost Basis Disclosure Statement for additional information on how gain (or loss) is calculated and how Schwab reports adjusted cost basis information to the IRS.**

Accrued Income: Accrued Income is the sum of the total accrued interest and/or accrued dividends on positions held in your Account, but the interest and/or dividends have not been received into your account. Schwab makes no representation that the amounts shown (or any other amount) will be received. Accrued amounts are not covered by SIPC account protection until actually received and held in the Account.

IN CASE OF ERRORS OR DISCREPANCIES: If you find an error or discrepancy relating to your brokerage activity (other than an electronic fund transfer) you must notify us promptly, but no later than 10 days after this statement is sent or made available to you. If this statement shows that we have mailed or delivered security certificate(s) that you have not received, notify Schwab immediately. You may call us at 800-515-2157. Any oral communications should be re-confirmed in writing to further protect your rights, including rights under the Securities Investor Protection Act (SIPA). If you do not so notify us, you agree that the statement activity and Account balance are correct for all purposes with respect to those brokerage transactions.

IN CASE OF COMPLAINTS: If you have a complaint regarding your Schwab statement, products or services, please write to the Client Advocacy Team at Charles Schwab & Co., Inc., Attention: Client Advocacy Team, 211 Main St., San Francisco, CA 94105, USA, or call Schwab Signature Alliance at 800-515-2157.

Address Changes: If you fail to notify Schwab in writing of any change of address or phone number, you may not receive important notifications about your Account, and trading or other restrictions might be placed on your Account.

Additional Information:

We are required by law to report to the Internal Revenue Service adjusted cost basis information (if applicable), certain payments to you and credits to your Account during the calendar year. Retain this statement for income tax purposes. A financial statement for your inspection is available at Schwab's offices or a copy will be mailed to you upon written request. Any third party trademarks appearing herein are the property of their respective owners. Schwab and Charles Schwab Bank are affiliates of each other and subsidiaries of the Charles Schwab Corporation.

(0616-1204)



Schwab One® Account of
**IRVINE VALLEY COLLEGE
 FOUNDATION "ENDOWMENT"**

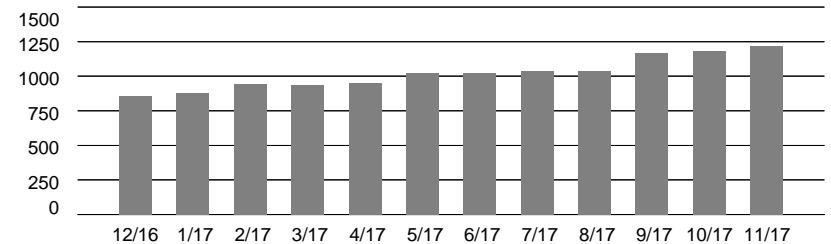
Account Number
1154-9098

Statement Period
November 1-30, 2017

Account Value as of 11/30/2017: \$ 1,222,220.87

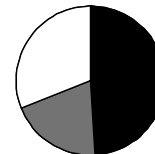
Change in Account Value	This Period	Year to Date
Starting Value	\$ 1,185,029.15	\$ 858,954.92
Cash Value of Purchases & Sales	(21,629.95)	(279,244.37)
Investments Purchased/Sold	21,629.95	279,244.37
Deposits & Withdrawals	21,269.34	264,903.04
Dividends & Interest	1,430.55	20,083.25
Fees & Charges	(1,625.00)	(5,775.00)
Transfers	0.00	0.00
Income Reinvested	(2,002.46)	(20,033.28)
Change in Value of Investments	18,119.29	104,087.94
Ending Value on 11/30/2017	\$ 1,222,220.87	\$ 1,222,220.87
Total Change in Account Value (Totals include Deposits & Withdrawals)	\$ 37,191.72	\$ 363,265.95

Account Value (\$) Over Last 12 Months [in Thousands]



Asset Composition	Market Value	% of Account Assets
Money Market Funds [Sweep]	\$ 1,243.77	<1%
Bond Funds	377,533.85	31%
Equity Funds	243,251.23	20%
Exchange Traded Funds	600,192.02	49%
Total Assets Long	\$ 1,222,220.87	
Total Account Value	\$ 1,222,220.87	100%

Overview



- 49% Exchange Traded Funds
- 20% Equity Funds
- 31% Bond Funds

Gain or (Loss) Summary


Realized Gain or (Loss) This Period

Short Term	\$0.00
Long Term	\$3,775.92

Unrealized Gain or (Loss)

All Investments	\$86,852.18
-----------------	-------------

Values may not reflect all of your gains/losses.



Your Independent Investment Advisor is not affiliated with or an agent of Schwab and Schwab does not supervise or endorse your Advisor.



Schwab One® Account of
**IRVINE VALLEY COLLEGE
 FOUNDATION "ENDOWMENT"**

Account Number
1154-9098

Statement Period
November 1-30, 2017

Income Summary	This Period		Year to Date	
	Federally Tax-Exempt	Federally Taxable	Federally Tax-Exempt	Federally Taxable
Money Funds Dividends	0.00	0.40	0.00	8.99
Cash Dividends	0.00	1,430.15	0.00	19,757.08
Total Income	0.00	1,430.55	0.00	19,766.07

Cash Transactions Summary	This Period	Year to Date
Starting Money Market Funds [Sweep]	\$ 1,798.83	\$ 1,276.85
Total Transaction Detail	(555.06)	(33.08)
Deposits and other Cash Credits	21,269.34	264,903.04
Investments Sold	17,942.11	256,058.05
Dividends and Interest	1,430.55	20,083.25
Withdrawals and other Debits	0.00	0.00
Investments Purchased	(39,572.06)	(535,302.42)
Fees and Charges	(1,625.00)	(5,775.00)
Ending Money Market Funds [Sweep]	\$ 1,243.77	\$ 1,243.77

Investment Detail - Cash and Money Market Funds [Sweep]

Cash	Starting Balance	Ending Balance	% of Account Assets
Cash	571.91	0.00	
Total Cash	571.91	0.00	

Schwab has provided accurate gain and loss information wherever possible for most investments. Cost basis data may be incomplete or unavailable for some of your holdings. Please see "Endnotes for Your Account" section for an explanation of the endnote codes and symbols on this statement.



Schwab One® Account of
**IRVINE VALLEY COLLEGE
 FOUNDATION "ENDOWMENT"**

Account Number
1154-9098

Statement Period
November 1-30, 2017

Investment Detail - Cash and Money Market Funds [Sweep] (continued)

Money Market Funds [Sweep]	Quantity	Market Price	Market Value	Current Yield	% of Account Assets
SCHWAB GOVT MONEY FUND: SWGXX	1,243.7700	1.0000	1,243.77	0.49%	<1%
Total Money Market Funds [Sweep]			1,243.77		<1%
Total Cash and Money Market Funds [Sweep]			1,243.77		<1%

Investment Detail - Exchange Traded Funds

Exchange Traded Funds	Quantity	Market Price	Market Value	% of Account Assets	Unrealized Gain or (Loss)	Estimated Yield	Estimated Annual Income
			<i>Cost Basis</i>				
ISHARES SELECT DIVIDEND ⚡ ETF SYMBOL: DVY	1,460.3935	98.5900	143,980.20 <i>122,891.43</i>	12%	21,088.77	2.95%	4,250.78
ISHARES 10-20 YEAR TSURY ⚡ BOND ETF SYMBOL: TLH	418.0004	135.6800	56,714.29 <i>59,994.88</i>	5%	(3,280.59)	1.93%	1,098.59
SELECT STR FINANCIAL ⚡ SELECT SPDR ETF SYMBOL: XLF	2,427.8270	27.5200	66,813.80 <i>59,806.72</i>	5%	7,007.08	1.50%	1,002.45
SPDR EURO STOXX 50 ETF ⚡ SYMBOL: FEZ	1,433.0386	41.3900	59,313.47 <i>54,994.66</i>	5%	4,318.81	1.35%	800.75
SPDR S&P 500 ETF ⚡ SYMBOL: SPY	398.4616	265.0100	105,596.31 <i>93,233.76</i>	9%	12,362.55	1.86%	1,967.72

Schwab has provided accurate gain and loss information wherever possible for most investments. Cost basis data may be incomplete or unavailable for some of your holdings. Please see "Endnotes for Your Account" section for an explanation of the endnote codes and symbols on this statement.



Investment Detail - Exchange Traded Funds (continued)

	Quantity	Market Price	Market Value	% of Account Assets	Unrealized Gain or (Loss)	Estimated Yield	Estimated Annual Income
Exchange Traded Funds			<i>Cost Basis</i>				
VANGUARD TOTAL BOND \diamond MARKET ETF SYMBOL: BND	2,058.3235	81.5100	167,773.95	14%	(1,209.74)	2.54%	4,269.57
			168,983.69				
Total Exchange Traded Funds	8,196.0446		600,192.02	49%	40,286.88		13,389.86
			Total Cost Basis:				559,905.14

Estimated Annual Income ("EAI") and Estimated Yield ("EY") calculations are for informational purposes only. The actual income and yield might be lower or higher than the estimated amounts. EY is based upon EAI and the current price of the security and will fluctuate. For certain types of securities, the calculations could include a return of principal or capital gains in which case EAI and EY would be overstated. EY and EAI are not promptly updated to reflect when an issuer has missed a regular payment or announced changes to future payments, in which case EAI and EY will continue to display at a prior rate.

Investment Detail - Mutual Funds

Bond Funds	Quantity	Market Price	Market Value	% of Account Assets	Average Cost Basis	Cost Basis	Unrealized Gain or (Loss)
PAYDEN CORE BOND FUND \diamond INVESTOR SYMBOL: PYC1Z	19,085.4030	10.6900	204,022.96	17%	10.70	204,267.31	(244.35)
PAYDEN FLOATING RATE FD \diamond INV SYMBOL: PYFRX	5,801.0340	9.9800	57,894.32	5%	9.95	57,697.49	196.83
PAYDEN STRATEGIC INCM \diamond FD INV SYMBOL: PYSGX	11,469.8980	10.0800	115,616.57	9%	10.04	115,190.24	426.33
Total Bond Funds	36,356.3350		377,533.85	31%		377,155.04	378.81



Investment Detail - Mutual Funds (continued)

Equity Funds	Quantity	Market Price	Market Value	% of Account Assets	Average Cost Basis	Cost Basis	Unrealized Gain or (Loss)
PAYDEN EQUITY INCOME FD [◇] INV SYMBOL: PYV1Z	6,686.0880	17.2200	115,134.44	9%	14.29	95,570.79	19,563.65
Schwab S&P 500 INDEX FD [◇] SYMBOL: SWPPX	3,090.1300	41.4600	128,116.79	10%	32.84	101,493.95	26,622.84
Total Equity Funds	9,776.2180		243,251.23	20%		197,064.74	46,186.49
Total Mutual Funds	46,132.5530		620,785.08	51%		574,219.78	46,565.30
Total Investment Detail							1,222,220.87
Total Account Value							1,222,220.87
Total Cost Basis							1,134,124.92

Realized Gain or (Loss)

Long Term	Quantity/Par	Acquired/ Opened	Sold/ Closed	Total Proceeds	Cost Basis	Realized Gain or (Loss)
PAYDEN CORE BOND FUND INVESTOR : PYCBX	46.5980	09/26/14	11/01/17	500.00	497.96	2.04

Schwab has provided accurate gain and loss information wherever possible for most investments. Cost basis data may be incomplete or unavailable for some of your holdings. Please see "Endnotes for Your Account" section for an explanation of the endnote codes and symbols on this statement.



Realized Gain or (Loss) (continued)

Long Term (continued)	Quantity/Par	Acquired/ Opened	Sold/ Closed	Total Proceeds	Cost Basis	Realized Gain or (Loss)
SPDR S&P 500 ETF: SPY	67.0000	multiple	11/27/17	17,442.11	13,668.23	3,773.88
Total Long Term				17,942.11	14,166.19	3,775.92
Total Realized Gain or (Loss)				17,942.11	14,166.19	3,775.92

Schwab has provided accurate realized gain and loss information wherever possible for most investments. Cost basis data may be incomplete or unavailable for some of your holdings. If all data for a given investment is not available, the investment will not be listed here.

Option Customers: Realized gain/loss of underlying securities is adjusted to reflect the premiums of assigned or exercised options. Please consult IRS publication 550, Investment Income and Expenses, for additional information on Options.

Transaction Detail - Purchases & Sales

Exchange Traded Funds Activity

Settle Date	Trade Date	Transaction	Description	Quantity	Unit Price	Total Amount
11/01/17	11/01/17	Reinvested Shares	SPDR S&P 500 ETF: SPY	2.2142	258.2900	(571.91)
11/07/17	11/07/17	Reinvested Shares	VANGUARD TOTAL BOND MARKET ETF: BND	4.3397	81.8147	(355.05)
11/08/17	11/08/17	Reinvested Shares	ISHARES 10-20 YEAR TSURY BOND ETF: TLH	0.6663	137.1668	(91.40)
11/29/17	11/27/17	Sold	SPDR S&P 500 ETF: SPY	(67.0000)	260.3300	17,442.11
Total Exchange Traded Funds Activity						16,423.75

Bond Funds Activity

Settle Date	Trade Date	Transaction	Description	Quantity	Unit Price	Total Amount
11/02/17	11/01/17	Sold	PAYDEN CORE BOND FUND INVESTOR: PYC1Z	(46.5980)	10.7300	500.00



Schwab One® Account of
IRVINE VALLEY COLLEGE
FOUNDATION "ENDOWMENT"

Account Number
1154-9098

Statement Period
November 1-30, 2017

Transaction Detail - Purchases & Sales (continued)

Bond Funds Activity (continued)

Settle Date	Trade Date	Transaction	Description	Quantity	Unit Price	Total Amount
11/22/17	11/21/17	Bought	PAYDEN CORE BOND FUND INVESTOR: PYC1Z	932.8360	10.7200	(10,000.00)
11/28/17	11/27/17	Bought	PAYDEN CORE BOND FUND INVESTOR: PYC1Z	1,634.4190	10.7500	(17,570.00)
11/29/17	11/29/17	Reinvested Shares	PAYDEN CORE BOND FUND INVESTOR: PYC1Z	50.7000	10.7000	(542.49)
11/29/17	11/29/17	Reinvested Shares	PAYDEN FLOATING RATE FD INV: PYFRX	16.5770	9.9800	(165.44)
11/29/17	11/29/17	Reinvested Shares	PAYDEN STRATEGIC INCM FD INV: PYSGX	27.3580	10.0800	(275.77)
Total Bond Funds Activity						(28,053.70)

Equity Funds Activity

Settle Date	Trade Date	Transaction	Description	Quantity	Unit Price	Total Amount
11/22/17	11/21/17	Bought	PAYDEN EQUITY INCOME FD INV: PYV1Z	594.1770	16.8300	(10,000.00)
Total Equity Funds Activity						(10,000.00)

Total Purchases & Sales						(21,629.95)
------------------------------------	--	--	--	--	--	--------------------



Transaction Detail - Deposits & Withdrawals

Transaction Process					
Date	Date	Activity	Description	Location	Credit/(Debit)
11/17/17	11/17/17	Funds Received	WIRED FUNDS RECEIVED		21,269.34
Total Deposits & Withdrawals					21,269.34

The total deposits activity for the statement period was \$21,269.34. The total withdrawals activity for the statement period was \$0.00.

Transaction Detail - Dividends & Interest (including Money Market Fund dividends reinvested)

Transaction Process					
Date	Date	Activity	Description		Credit/(Debit)
11/06/17	11/06/17	Div For Reinvest	VANGUARD TOTAL BOND: BND		355.05
11/07/17	11/07/17	Div For Reinvest	ISHARES 10-20 YEAR TSURY: TLH		91.40
11/15/17	11/15/17	Dividend	SCHWAB GOVT MONEY FUND: SWGXX		0.40
11/29/17	11/29/17	Div For Reinvest	PAYDEN CORE BOND FUND: PYC1Z		542.49
11/29/17	11/29/17	Div For Reinvest	PAYDEN FLOATING RATE FD: PYFRX		165.44
11/29/17	11/29/17	Div For Reinvest	PAYDEN STRATEGIC INCM: PYSGX		275.77
Total Dividends & Interest					1,430.55

Transaction Detail - Fees & Charges

Transaction Process					
Date	Date	Activity	Description		Credit/(Debit)
11/03/17	11/03/17	Advisor Fee*	MGMTFEE TO ADVISOR		(1,625.00)
Total Fees & Charges					(1,625.00)

Total Transaction Detail (555.06)



Schwab One® Account of
**IRVINE VALLEY COLLEGE
 FOUNDATION "ENDOWMENT"**

Account Number
1154-9098

Statement Period
November 1-30, 2017

Money Market Fund (Sweep) Detail

Schwab Govt Money Fund Activity

Settle Date	Transaction	Quantity	Unit Price	Purchase/Debit	Sale/Credit
Opening # of Shares: 1,226.9200					
11/03/17	Purchased	500.0000	1.0000	500.00	
11/06/17	Redeemed	1,625.0000	1.0000		1,625.00
11/15/17	Dividend	0.4000	1.0000	0.40	
11/20/17	Purchased	21,269.3400	1.0000	21,269.34	
11/22/17	Redeemed	20,000.0000	1.0000		20,000.00
11/28/17	Redeemed	1,371.6600	1.0000		1,371.66
11/30/17	Purchased	1,243.7700	1.0000	1,243.77	

Closing # of Shares: 1,243.7700

Total Schwab Govt Money Fund Activity				23,013.51	22,996.66
Total Money Market Fund (Sweep)				23,013.51	22,996.66

Schwab Govt MMF Average Yield For The Most Recent Pay Period: 0.47%; 7-Day Yield: 0.49%.

Endnotes For Your Account

Symbol Endnote Legend

- ◇ Dividends paid on this security will be automatically reinvested.
- * You authorize Schwab to debit your account to pay investment management fees per the authorization you granted in your Account Application. Schwab does not review or monitor these fee payments. Contact your Investment Manager if you have questions.
- f 7-day yield: Annualized fund yield based on the average daily yield for the previous 7 days, assuming dividends are paid in cash and not reinvested.